



**ENDIAMA**

EMPRESA NACIONAL DE DIAMANTES DE ANGOLA, E.P.

**BUSINESS OPORTUNITIES**

**DIAMONDS PROJECTS**

“Valores que  
brilham”

# APPROACH TOPICS

- ⊕ Introduction
  - ⊕ Profiling of the current diamonds production structure
    - Current production capacity
    - Prospecting projects
    - Production projects
- ⊕ Short-, medium-, and long-term trends
- ⊕ Investment needs
- ⊕ Value chain increase
- ⊕ Economic and social basis diversification



# Current Situation

## ⊕ Restructuring Process

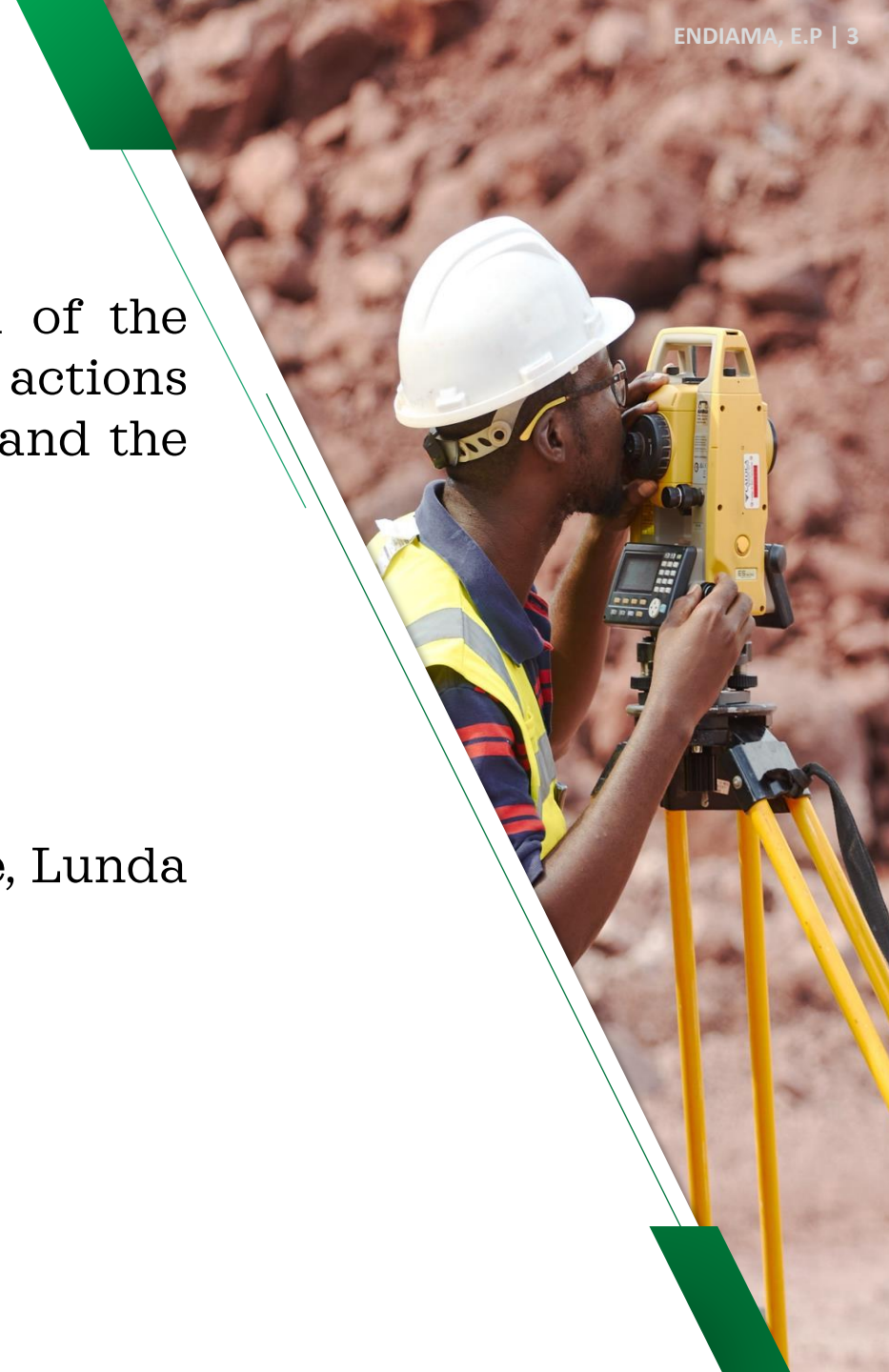
The ongoing restructuring process leads to the separation of the concessionaire function and to the implementation of a set of actions aiming at the partial privatization at the stock market level and the changing of ENDIAMA into a production company.

## ⊕ Production Structure

### ⊕ Prospecting Projects

40 projects located in various provinces, namely, Lunda Norte, Lunda Sul, and Malanje, are in the prospecting stage; among them are:

- ◆ **10** - Primary Deposits
- ◆ **30** - Secondary Deposits



# Current Situation

## ⊕ Production Projects

◆ **03** - Primary Deposits

◆ **12** - Secondary Deposits

## ◆ Production and Sales

◆ **2021**- 8,93 million carats and sales: USD 1,627 billion

◆ **2022** - Perspective: USD 10 million carats and sales 1,800 billion

◆ **2023** - 12,48 million carats: Annual growth trend of 10%



## ONGOING PRODUCTION INVESTMENTS

In the framework of the mining projects development and leveraging strategy, please see hereafter the list of projects in need of immediate investment in an estimated total amount of **USD 575 million**.

Projects	Area (km <sup>2</sup> )	Type of Deposit	Province	State of Progress	Estimated Value USD (Million)
1 Sangamina	200	Primary	Lunda Norte	Prospecting	70
2 Luaxe	1,195	Primary	Lunda Sul	Prospecting	200
3 Luachimba	601	Secondary	Lunda Norte	Prospecting	30
4 Lunhinga	225	Primary	Lunda Norte	Production	200
5 Luembe	127	Secondary	Lunda Norte	Production	30
6 Luminas	554	Secondary	Lunda Norte	Production	25
7 Calonda	1,330	Secondary	Lunda Norte	Production	20
<b>Total</b>					<b>575</b>



## OWN PROSPECTING INVESTMENTS

The concessions shown on the table have a certain geological knowledge level, however, they need complementary studies to know the economic potential, aiming at implementing mining projects. The estimated amount is of **USD 270 million**.

### ENDIAMA CONCESSIONS

	Concessions	Area (km <sup>2</sup> )	Province	Type of Deposit	Estimated Value USD (million)
1	Luangando	46	Lunda-Norte	K	150
2	Mucuamba	2,638	Lunda-Sul	A	30
3	Quiximba	1,892	Malanje	A	30
4	Quimbila	6,178	Uíge	A	30
5	Quissuca	3,088	Uíge	A	30
			A – Alluvial K - Kimberlites		<b>Total 270</b>

❖ Investments in other prospecting projects USD 500 million



## VALUE CHAIN INCREASE

- ◆ Ongoing diamond cutting investments
- ◆ Ongoing investments in Geoangol (gold refining)
- ◆ Perspective of investment in jewelery

## ECONOMIC AND SOCIAL BASIS DIVERSIFICATION

- ◆ Infrastructure needs: electrical power, water, roads, telecommunications, among other
- ◆ Agro-industry
- ◆ Other social responsibility actions:
  - ◆ Professional training
  - ◆ Support to entrepreneurship
  - ◆ Support to community development




**THANK YOU  
FOR YOUR  
ATTENTION**





EMPRESA NACIONAL DE DIAMANTES DE ANGOLA, E.P.

 Dr. Ganga Júnior | Chairman of the Board of Directors

 (+244) 222334585

 [endiama.invest@endiama.co.ao](mailto:endiama.invest@endiama.co.ao)

 [endiama.co.ao](http://endiama.co.ao)

 Rua Rainha Ginga 147, Luanda – Angola